





District Health Assessment for Multiple District 305 through December 2024

		Clubs							Membership							Member Strength		Cancellation		Reports			Finance	Leadership			
District Name	Status/ Number of Months in Status *	Active Clubs	Clubs in Status Quo	Total Clubs	% Status Quo Clubs in Financial Suspension	New Clubs	Cancelled Clubs	YTD Net Club Gain/ Loss	Current Members In Active Clubs	Current Members In Status Quo Clubs	Current Total Members Count	YTD Add	YTD Drop	YTD NetGrowth (includes Active and Status Quo)	YTD NetGrowth% (includes Active and Status Quo)	Member Count 12 Months Ago	Average Member Count Per Club	% of Clubs with less than 20 members	Average Cancelled Club Age	Members Lost Due to Cancelled Clubs	% of Clubs Reporting Service	% No MMR in 3 Months	% No Officer Report in 12 months	% of Clubs with balance 90+ days	Number of Zone Chairs Recorded	Number of Region Chairs Recorded	District Officers Vacancies **
305 N1		110	4	114	100%	6	3	3	2390	52	2442	523	240	283	13.11%	2,104	22	46%	22	46	44%	51%	4%	16%	31	0	
305 N2		114	0	114	0%	2	8	-6	2343	0	2343	230	306	-76	-3.14%	2,442	21	63%	9	90	37%	55%	11%	25%	26	6	
305 S	T(19)	88	0	88	0%	2	0	2	1224	0	1224	167	53	114	10.27%	1,163	14	73%	0	0	44%	55%	16%	33%	11	4	
		312	4	316	100%	10	11	-1	5957	52	6009	920	599	321	5.64%	5,709	19	60%	12	136	41%	53%	10%	24%	68	10	




District Health Assessment for Multiple District 306 through December 2024

		Clubs							Membership							Member Strength		Cancellation		Reports			Finance	Leadership			
District Name	Status/ Number of Months in Status *	Active Clubs	Clubs in Status Quo	Total Clubs	% Status Quo Clubs in Financial Suspension	New Clubs	Cancelled Clubs	YTD Net Club Gain/ Loss	Current Members In Active Clubs	Current Members In Status Quo Clubs	Current Total Members Count	YTD Add	YTD Drop	YTD NetGrowth (includes Active and Status Quo)	YTD NetGrowth% (includes Active and Status Quo)	Member Count 12 Months Ago	Average Member Count Per Club	% of Clubs with less than 20 members	Average Cancelled Club Age	Members Lost Due to Cancelled Clubs	% of Clubs Reporting Service	% No MMR in 3 Months	% No Officer Report in 12 months	% of Clubs with balance 90+ days	Number of Zone Chairs Recorded	Number of Region Chairs Recorded	District Officers Vacancies **
306 A1		64	1	65	100%	2	6	-4	1426	226	1652	147	243	-96	-5.49%	1,709	22	37%	10	88	92%	32%	5%	5%	0	9	
306 A2		109	5	114	100%	7	3	4	2592	102	2694	538	425	113	4.38%	2,483	24	39%	2	46	84%	32%	3%	17%	30	12	
306 B1		113	1	114	100%	3	1	2	3174	18	3192	489	406	83	2.67%	2,977	28	25%	1	32	80%	26%	0%	8%	30	15	
306 B2		138	3	141	100%	2	15	-13	3732	84	3816	250	772	-522	-12.03%	4,095	27	33%	7	313	67%	30%	4%	11%	1	0	GMT
306 C1		124	4	128	100%	3	18	-15	3056	69	3125	358	690	-332	-9.60%	3,477	25	34%	7	337	70%	38%	4%	10%	34	17	
306 C2		104	3	107	100%	8	3	5	2951	48	2999	691	333	358	13.56%	2,769	28	30%	8	33	50%	43%	5%	9%	28	12	
		652	17	669	100%	25	46	-21	16931	547	17478	2473	2869	-396	-2.22%	17,510	27	33%	7	849	72%	34%	3%	10%	123	65	



District Health Assessment for Multiple District 315 through December 2024

		Clubs							Membership							Member Strength		Cancellation		Reports			Finance	Leadership			
District Name	Status/ Number of Months in Status *	Active Clubs	Clubs in Status Quo	Total Clubs	% Status Quo Clubs in Financial Suspension	New Clubs	Cancelled Clubs	YTD Net Club Gain/Loss	Current Members In Active Clubs	Current Members In Status Quo Clubs	Current Total Members Count	YTD Add	YTD Drop	YTD NetGrowth (includes Active and Status Quo)	YTD NetGrowth% (includes Active and Status Quo)	Member Count 12 Months Ago	Average Member Count Per Club	% of Clubs with less than 20 members	Average Cancelled Club Age	Members Lost Due to Cancelled Clubs	% of Clubs Reporting Service	% No MMR in 3 Months	% No Officer Report in 12 months	% of Clubs with balance 90+ days	Number of Zone Chairs Recorded	Number of Region Chairs Recorded	District Officers Vacancies **
315A1	T(15)	154	5	159	100%	10	14	-4	3285	101	3386	825	1327	-502	-12.91%	3,959	21	44%	7	1,100	22%	60%	18%	52%	43	19	GMT
315A2		100	4	104	100%	10	1	9	3504	264	3768	739	355	384	11.35%	2,629	35	17%	17	8	55%	47%	4%	39%	22	10	
315A3		40	0	41	0%	4	5	-1	1182	0	1211	140	180	-40	-3.20%	1,021	30	20%	12	150	10%	68%	22%	51%	0	0	
315B1		139	2	141	100%	9	1	8	3766	62	3828	288	61	227	6.30%	2,888	27	29%	13	17	50%	62%	9%	56%	32	15	
315B2		158	1	159	100%	9	2	7	4221	23	4244	242	68	174	4.28%	4,076	27	25%	7	44	25%	62%	2%	75%	34	17	
315B3		101	1	102	100%	8	3	5	2493	19	2512	309	135	174	7.44%	2,081	25	33%	4	49	3%	60%	5%	65%	2	6	
315B4		96	2	98	100%	2	2	0	3170	37	3207	196	148	48	1.52%	3,324	33	28%	13	36	50%	54%	5%	16%	24	16	
		788	15	804	100%	52	28	24	21621	506	22156	2739	2274	465	2.14%	19,978	28	29%	8	1,404	32%	59%	8%	53%	157	83	




District Health Assessment for Multiple District 325 through December 2024

District Name	Status/ Number of Months in Status *	Clubs							Membership							Member Strength		Cancellation		Reports			Finance		Leadership		
		Active Clubs	Clubs in Status Quo	Total Clubs	% Status Quo Clubs in Financial Suspension	New Clubs	Cancelled Clubs	YTD Net Club Gain/Loss	Current Members In Active Clubs	Current Members In Status Quo Clubs	Current Total Members Count	YTD Add	YTD Drop	YTD NetGrowth (includes Active and Status Quo)	YTD NetGrowth% (includes Active and Status Quo)	Member Count 12 Months Ago	Average Member Count Per Club	% of Clubs with less than 20 members	Average Cancelled Club Age	Members Lost Due to Cancelled Clubs	% of Clubs Reporting Service	% No MMR in 3 Months	% No Officer Report in 12 months	% of Clubs with balance 90+ days	Number of Zone Chairs Recorded	Number of Region Chairs Recorded	District Officers Vacancies **
325 C		146	7	153	100%	9	4	5	2886	107	2993	369	292	77	2.64%	3,158	20	46%	5	62	59%	55%	7%	38%	35	17	
325 D		66	2	68	100%	6	10	-4	1633	35	1668	254	397	-143	-7.90%	1,809	25	26%	11	212	94%	40%	1%	41%	16	7	
325 E		115	3	118	100%	21	6	15	2366	33	2399	891	297	594	32.91%	1,987	21	37%	4	94	45%	52%	12%	39%	22	12	
325 F		108	1	109	100%	6	7	-1	2226	34	2260	339	645	-306	-11.93%	2,424	21	41%	6	219	85%	53%	4%	34%	29	14	
325 G		150	4	154	100%	28	5	23	3130	81	3211	925	499	426	15.30%	2,970	21	41%	4	86	32%	42%	10%	35%	36	18	
325 H		111	1	112	100%	5	8	-3	2510	20	2530	307	386	-79	-3.03%	2,486	23	38%	4	164	37%	55%	11%	35%	32	14	
325 I		227	5	232	100%	46	7	39	4873	81	4954	1212	549	663	15.45%	3,874	21	34%	2	131	76%	44%	1%	30%	56	26	
325 J		128	2	130	100%	29	3	26	2981	40	3021	858	242	616	25.61%	2,351	23	19%	3	56	72%	52%	2%	18%	54	28	GMT,GST
325 K		151	1	152	100%	10	10	0	3563	21	3584	583	411	172	5.04%	3,341	24	28%	3	139	52%	48%	5%	30%	46	22	
325 L		106	5	111	100%	11	3	8	2312	97	2409	399	350	49	2.08%	2,428	22	36%	2	31	64%	36%	5%	35%	35	20	
325 M		135	5	140	100%	14	11	3	3318	58	3376	500	433	67	2.02%	3,080	25	33%	5	207	82%	46%	4%	36%	0	0	GMT
325 N		120	1	121	100%	9	9	0	2289	5	2294	295	358	-63	-2.67%	2,338	19	48%	4	141	42%	55%	12%	25%	34	17	
325 P		150	0	150	0%	12	10	2	3445	0	3445	498	271	227	7.05%	3,455	23	36%	5	106	87%	61%	6%	13%	38	17	
325 R		169	1	170	100%	15	5	10	4075	19	4094	844	305	539	15.16%	3,501	24	17%	4	74	78%	34%	2%	22%	42	19	
325 S		124	5	129	100%	12	5	7	1869	74	1943	550	342	208	11.99%	1,705	15	68%	7	78	38%	57%	2%	31%	34	17	GMT,GST
		2006	43	2049	100%	233	103	130	43476	705	44181	8824	5777	3047	7.41%	40,907	22	36%	5	1,800	63%	48%	5%	30%	509	248	



District Health Assessment for Multiple District 325 through December 2024

<div></div> <div>Status/ District Name</div> <div>Number of Months in Status *</div>		Clubs							Membership							Member Strength		Cancellation		Reports			Finance	Leadership			
		Active Clubs	Clubs in Status Quo	Total Clubs	% Status Quo Clubs in Financial Suspension	New Clubs	Cancelled Clubs	YTD Net Club Gain/ Loss	Current Members In Active Clubs	Current Members In Status Quo Clubs	Current Total Members Count	YTD Add	YTD Drop	YTD NetGrowth (includes Active and Status Quo)	YTD NetGrowth% (includes Active and Status Quo)	Member Count 12 Months Ago	Average Member Count Per Club	% of Clubs with less than 20 members	Average Cancelled Club Age	Members Lost Due to Cancelled Clubs	% of Clubs Reporting Service	% No MMR in 3 Months	% No Officer Report in 12 months	% of Clubs with balance 90+ days	Number of Zone Chairs Recorded	Number of Region Chairs Recorded	District Officers Vacancies **
351		120	0	120	0%	2	2	0	2087	0	2087	169	133	36	1.76%	1,942	17	64%	15	23	53%	53%	2%	21%	37	17	
		120	0	120	0%	2	2	0	2087	0	2087	169	133	36	1.76%	1,942	17	64%	15	23	53%	53%	2%	21%	37	17	




District Health Assessment for Ident 5791 - BAHRAIN - UND through December 2024

Status/ District Name Number of Months in Status *		Clubs							Membership							Member Strength		Cancellation		Reports			Finance		Leadership		
		Active Clubs	Clubs in Status Quo	Total Clubs	% Status Quo Clubs in Financial Suspension	New Clubs	Cancelled Clubs	YTD Net Club Gain/Loss	Current Members In Active Clubs	Current Members In Status Quo Clubs	Current Total Members Count	YTD Add	YTD Drop	YTD NetGrowth (includes Active and Status Quo)	YTD NetGrowth% (includes Active and Status Quo)	Member Count 12 Months Ago	Average Member Count Per Club	% of Clubs with less than 20 members	Average Cancelled Club Age	Members Lost Due to Cancelled Clubs	% of Clubs Reporting Service	% No MMR in 3 Months	% No Officer Report in 12 months	% of Clubs with balance 90+ days	Number of Zone Chairs Recorded	Number of Region Chairs Recorded	District Officers Vacancies **
Ident 5791 - BAHRAIN		2	0	2	0%	0	1	-1	43	0	43	0	23	-23	-34.85%	69	22	0%	47	23	0%	100%	50%	0%	0	0	
		2	0	2	0%	0	1	-1	43	0	43	0	23	-23	-34.85%	69	22	0%	47	23	0%	100%	50%	0%	0	0	



District Health Assessment for Ident 5943 - UNITED ARAB EMIRATES - UND through December 2024

		Clubs							Membership							Member Strength		Cancellation		Reports			Finance		Leadership		
District Name	Status/ Number of Months in Status *	Active Clubs	Clubs in Status Quo	Total Clubs	% Status Quo Clubs in Financial Suspension	New Clubs	Cancelled Clubs	YTD Net Club Gain/Loss	Current Members In Active Clubs	Current Members In Status Quo Clubs	Current Total Members Count	YTD		YTD NetGrowth (includes Active and Status Quo)	YTD NetGrowth% (includes Active and Status Quo)	Member Count 12 Months Ago	Average Member Count Per Club	% of Clubs with less than 20 members	Average Cancelled Club Age	Members Lost Due to Cancelled Clubs	% of Clubs Reporting Service	% No MMR in 3 Months	% No Officer Report in 12 months	% of Clubs with balance 90+ days	Number of Zone Chairs Recorded	Number of Region Chairs Recorded	District Officers Vacancies **
												YTD Add	YTD Drop														
Ident 5943 - UNITED ARAB EMIRATES		14	0	14	0%	1	0	1	367	0	367	23	1	22	6.38%	322	26	7%	0	0	36%	71%	0%	0%	0	0	
		14	0	14	0%	1	0	1	367	0	367	23	1	22	6.38%	322	26	7%	0	0	36%	71%	0%	0%	0	0	

\* - District Status: P - Provisional, T - Transitional.  
\*\* - District Officers Vacancies: DG - District Governor, 1st VDG - First Vice District Governor, 2nd VDG - Second Vice District Governor.